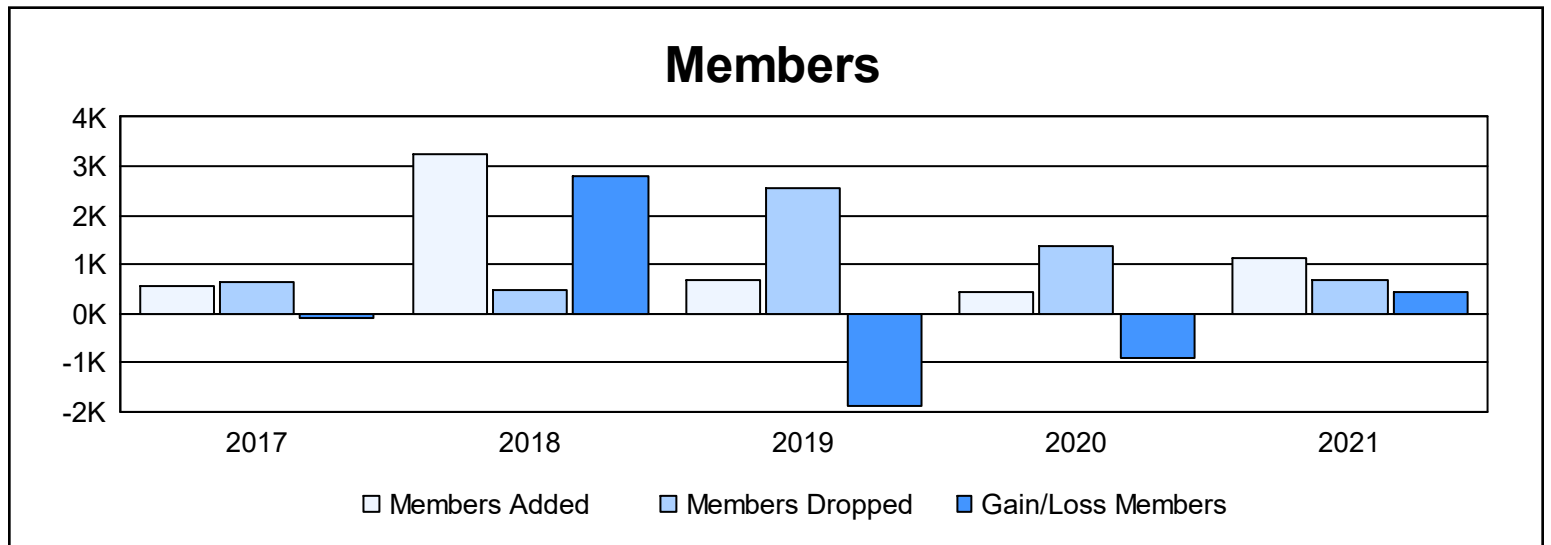
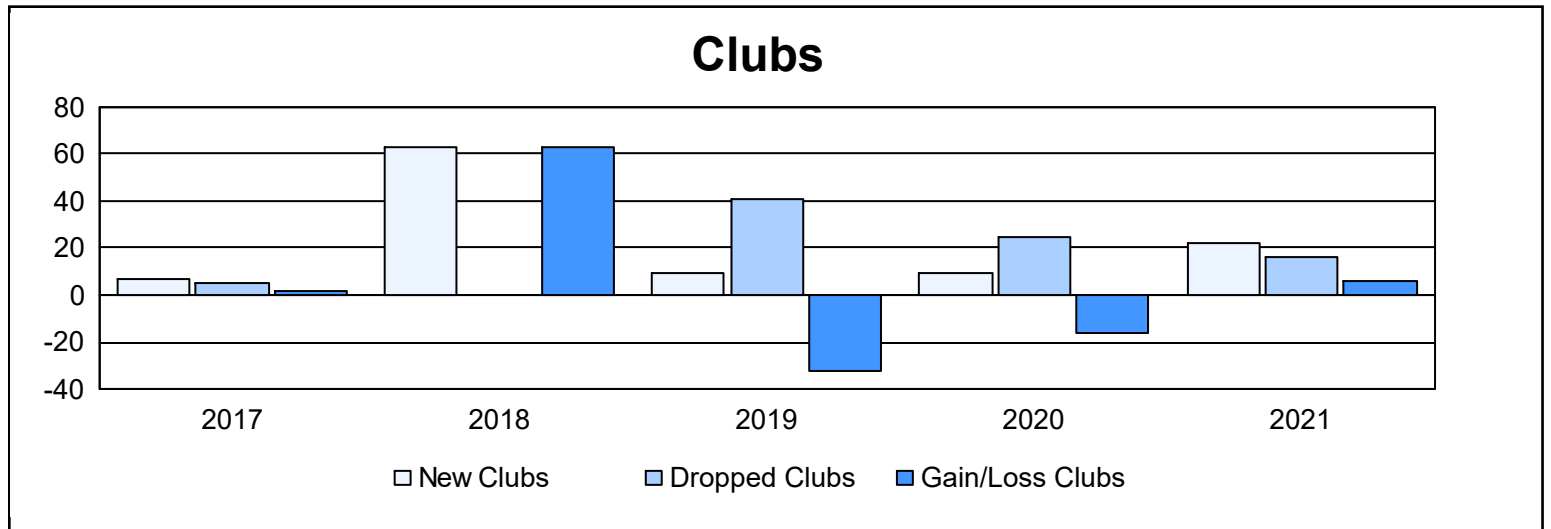
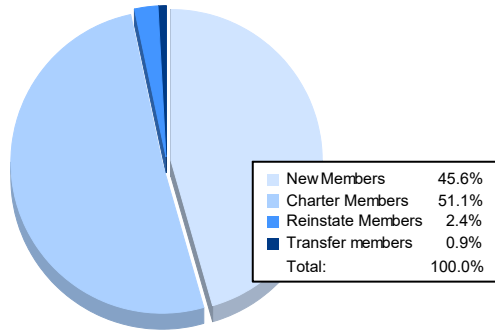


| Year | New Clubs | Dropped Clubs | Gain/ Loss Clubs | New Members | Charter Members | Reinstate Members | Transfer Members | Total Member Added | Total Members Dropped | Gain/ Loss Members |
|----------------|-----------|---------------|------------------|-------------|-----------------|-------------------|------------------|--------------------|-----------------------|--------------------|
| 2016-2017 | 7 | 5 | 2 | 373 | 153 | 32 | 2 | 560 | 637 | -77 |
| 2017-2018 | 63 | 0 | 63 | 1,788 | 1,384 | 92 | 1 | 3,265 | 486 | 2,779 |
| 2018-2019 | 9 | 41 | -32 | 203 | 232 | 42 | 188 | 665 | 2,552 | -1,887 |
| 2019-2020 | 9 | 25 | -16 | 186 | 224 | 33 | 5 | 448 | 1,369 | -921 |
| 2020-2021 | 22 | 16 | 6 | 515 | 577 | 27 | 10 | 1,129 | 687 | 442 |
| Average | 22 | 17 | 5 | 613 | 514 | 45 | 41 | 1,213 | 1,146 | 67 |



Membership Composition June 2021 Cumulative



Gender Composition June 2021 Cumulative

